

(1) (a) Statement showing Shareholding Pattern

Name of the Company : Tridev Infrastates Limited (Formerly Ashutosh Paper Mills Limited)

Scrip Code : 531568

Scrip ID: ASHUTPM


Class of Security : Equity Share

Quarter Ended : 30th June 2014

Partly paid-up shares :	No. of partly paid up shares	As a % of total no. of partly paid-up shares	As a % of total no. of shares of the Company
Held by Promoter / Promoters Group	NIL	N.A.	N.A.
Held by Public	NIL	N.A.	N.A.
Total	NIL	N.A.	N.A.
Outstanding convertible securities :	No. of outstanding securities	As a % of total no. of outstanding convertible securities	As a % of total no. of shares of the Company, assuming full conversion of the convertible securities
Held by Promoter / Promoters Group	NIL	N.A.	N.A.
Held by Public	NIL	N.A.	N.A.
Total	NIL	N.A.	N.A.
Warrants :	No. of warrants	As a % of total no. of warrants	As a % of total no. of shares of the Company, assuming full conversion of warrants
Held by Promoter / Promoters Group	NIL	N.A.	N.A.
Held by Public	NIL	N.A.	N.A.
Total	NIL	N.A.	N.A.


Total paid up capital of the Company  
assuming full conversion of warrants  
and convertible securities

Rs. 6,52,54,000  
(divided into 6525400 Equity  
Shares of Rs. 10/- each)




Statement Showing Shareholding Pattern

		Name of the Company :		Tridev Infraestates Limited (Formerly Ashutosh Paper Mills Limited)		Scrip Code : 531568		Quarter Ended : 30th June 2014	
Category code	Category of Shareholder	Number of Shares	Total number of shares	Number of shares held in dematerialized form	Total shareholding as a		Number of shares	Shares Pledged or As a percentage	
					As a percentage of (A+B) <sup>1</sup>	As a percentage of (A+B+C)			
(A)	Shareholding of Promoter and Promoter Group <sup>2</sup>								
1	Indian								
(a)	Individuals / Hindu Undivided Family	3	780510	780510	11.96	11.96	0	0.00	
(b)	Central Government / State Government(s)	0	0	0	0.00	0.00	0	0.00	
(c)	Bodies Corporate	0	0	0	0.00	0.00	0	0.00	
(d)	Financial Institutions / Banks	0	0	0	0.00	0.00	0	0.00	
(e)	Any Others (Specify)	0	0	0	0.00	0.00	0	0.00	
(e-i)									
(e-ii)									
	Sub Total(A)(1)	3	780510	780510	11.96	11.96	0	0.00	
2	Foreign								
a	Individuals (Non-Residents Individuals / Foreign Individuals)	0	0	0	0.00	0.00	0	0.00	
b	Bodies Corporate	0	0	0	0.00	0.00	0	0.00	
c	Institutions	0	0	0	0.00	0.00	0	0.00	
d	Any Others (Specify)	0	0	0	0.00	0.00	0	0.00	





H -	ii. Individual shareholders holding nominal share capital in excess of Rs. 1 lakh.	-																	
(c)	Any Other (specify)	31	1042499	1042499	15.98	15.98	0	0.00											
(c-i)	Clearing House/Public Trust	2	9250	9250	0.14	0.14	0	0.00											
(c-ii)	corporate Bodies-OCB	0	0	0	0.00	0.00	0	0.00											
(c-iii)	Intermediary/ Other Depository A/c	0	0	0	0.00	0.00	0	0.00											
(c-iv)	Hindu Undivided Family	27	80624	80624	1.24	1.24	0	0.00											
(c-v)	Clearing Member	1	6186	6186	0.09	0.00	0	0.00											
		0	0	0	0.00	0.00	0	0.00											
	Sub-Total (B)(2)	707	5744890	5743690	88.04	88.04	0	0.00											
	Total Public Shareholding (B) = (B)(1)+(B)(2)	707	5744890	5743690	88.04	88.04	0	0.00											
	TOTAL (A)+(B)	710	6525400	6524200	100.00	100.00	0	0.00											
(C)	Shares held by Custodians and against which Depository Receipts have been issued	0	0	0	0.00	0.00	0	0.00											
	GRAND TOTAL (A)+(B)+(C)	710	6525400	6524200	100.00	100.00	0	0.00											



Formerly Kanbhoush Paper Mills Limited)  
**ES Infraestates Ltd.**  
 Director

(1)(b) Statement showing holding of securities (including shares, warrants, convertible securities) of persons belonging to the category "Promoter and Promoter Group"

Sr. No.	Name of the shareholder	Details of Shares held			Encumbered shares (*)			Details of warrants			Details of convertible securities		Total shares (including underlying shares assuming full conversion of warrants and convertible securities) as a % of diluted share capital
		Number of shares held	As a % of grand total (A)+(B)+(C)	No.	As a percentage	As a % of grand total (A)+(B)+(C) of sub-clause (1)(a)	Number of warrants held	As a % of total number of warrants of the same class	Number of convertible securities held	As a % of total number of convertible securities of the same class			
(i)	(ii)	(iii)	(iv)	(v)	(vi)=(v)/(iii)*100	(vii)	(viii)	(ix)	(x)	(xi)	(xii)		
1	PAYAL AGARWAL	8340	0.13	0	0	0	0	0	0	0	0		
2	SUNIL KUMAR AGARWAL	333170	5.11	0	0	0	0	0	0	0	0		
3	ATUL KUMAR AGARWAL	439000	6.73	0	0	0	0	0	0	0	0		
	<b>TOTAL</b>	<b>780510</b>	<b>11.96</b>	<b>0</b>	<b>0</b>	<b>0</b>	<b>0</b>	<b>0</b>	<b>0</b>	<b>0</b>	<b>0</b>		

(\*) The term "encumbrance" has the same meaning as assigned to it in regulation 28(3) of the SAST Regulations, 2011




(i)(d) Statement showing details of locked-in shares

Sr. No.	Name of the shareholder	Number of locked-in shares	Locked-in shares as a percentage of total number of shares [i.e., Grand Total (A)+(B)+(C) indicated in Statement at para (i)(a) above]
		0	0.00
<b>TOTAL</b>		<b>0</b>	<b>0.00</b>


(ii)(a) Statement showing details of Depository Receipts (DRs)

Sr. No.	Type of outstanding DR (ADRs, GDRs, SDRs, etc.)	Number of outstanding DRs	Number of shares underlying outstanding DRs	Shares underlying outstanding DRs as a percentage of total number of shares [i.e., Grand Total (A)+(B)+(C) indicated in Statement at para (i)(a) above]
	NOT APPLICABLE	0	0	0.00
<b>TOTAL</b>		<b>0</b>	<b>0</b>	<b>0.00</b>



(ii)(b) Statement showing Holding of Depository Receipts (DRs), where underlying shares are in excess of 1% of the total number of shares

Sr. No.	Name of the DR Holder	Type of outstanding DR (ADRs, GDRs, SDRs, etc.)	Number of shares underlying outstanding DRs	Shares underlying outstanding DRs as a percentage of total number of shares [i.e., Grand Total (A)+(B)+(C) indicated in Statement at para (i)(a) above]
1	NOT APPLICABLE	0	0	0.00
	TOTAL	0	0	0.00



For Tridev Infraestates Ltd.  
 Anil K. Nayak  
 Director  
 (Signature)  
 Tridev Infraestates Ltd.  
 (Stamp)  
 Anil K. Nayak  
 Director  
 (Signature)  
 Tridev Infraestates Ltd.  
 (Stamp)

(1)(c)(i) Statement showing holding of securities (including shares, warrants, convertible securities) of persons belonging to the category "Public" and holding more than 1% of the total number of shares

Sr. No.	Name of the shareholder	Number of shares held	Shares as a percentage of total number of shares {i.e., Grand Total (A)+(B)+(C) indicated in Statement at para (1)(a) above}	Details of warrants		Details of convertible securities		Total shares (including underlying shares assuming full conversion of warrants and convertible securities) as a % of diluted share capital
				Number of warrants held	As a % total number of warrants of the same class	Number of convertible securities held	% w.r.t total number of convertible securities of the same class	
1	VENUS INSEC PRIVATE LIMITED	929300	14.24	0	0	0	0	0
2	SURYA MEDI TECH LIMITED	659325	10.1	0	0	0	0	0
3	ND FIANCIAL SERVICES LIMITED	527362	8.08	0	0	0	0	0
4	SHRIDHAR FINANCIAL SERVICES LIMITED	423021	6.48	0	0	0	0	0
5	MALAY CORPORATE SERVICES LIMITED	225844	3.46	0	0	0	0	0
6	PRAMODKUMAR JAIN SECURITIES LIMITED	205160	3.14	0	0	0	0	0
7	BHANSALI VALUE CREATIONS PRIVATE LIMITED	139495	2.14	0	0	0	0	0
8	SANGITA PARESHKUMAR VEDAWALA	133712	2.05	0	0	0	0	0
9	NDA SECURITIES LIMITED	100000	1.53	0	0	0	0	0
10	TRUPTI ARUN MANDAVIYA	93635	1.43	0	0	0	0	0
11	SOUTH ASIA PORTFOLIOS PRIVATE LIMITED	90103	1.38	0	0	0	0	0
12	VIJAY GUPTA	87865	1.35	0	0	0	0	0
13	SUBHKARAN TILOKCHAND AGARWAL	80000	1.23	0	0	0	0	0
14	ARCADIA SHARE & STOCK BROKERS PVT LTD	72000	1.10	0	0	0	0	0
15	MODI VINA BHARAT	70239	1.08	0	0	0	0	0
<b>TOTAL</b>		<b>3837061</b>	<b>58.79</b>	<b>0</b>	<b>0</b>	<b>0</b>	<b>0</b>	<b>0</b>





(I)(c)(ii) Statement showing holding of securities (including shares, warrants, convertible securities) of persons (together with PAC) belonging to the category "Public" and holding more than 5% of the total number of shares of the company

Sr. No.	Name(s) of the	Number	Shares as a	Details of	As a % total	Details	% w.r.t	Total
				Number of warrants	number of warrants of the same class	Number of convertible securities held	total number of convertible securities of the same class	
1	VENUS INSEC PRIVATE LIMITED	929300	14.24	nil	nil	nil	nil	nil
2	SURYA MEDI-TECH LIMITED	659325	10.10	nil	nil	nil	nil	nil
3	N D FINANCIAL SERVICES PVT LIMITED	527362	8.08	nil	nil	nil	nil	nil
4	SHRIDHAR FINANCIAL SERVICES LTD	423021	6.48	nil	nil	nil	nil	nil
	<b>TOTAL</b>	<b>2,539,008</b>	<b>38.90</b>	<b>0</b>	<b>0</b>	<b>0</b>	<b>0</b>	<b>0</b>

