

(1) (a) Statement showing Shareholding Pattern

Name of the Company : ASHUTOSH PAPER MILLS LIMITED


Script Code : 531568

Script ID: ASHUTPM

Class of Security : Equity Share

Quarter Ended : 30 th June , 2013

Partly paid-up shares :	No. of partly paid up shares	As a % of total no. of partly paid-up shares	As a % of total no. of shares of the Company
Held by Promoter / Promoters Group	NIL	N.A.	N.A.
Held by Public	NIL	N.A.	N.A.
Total	NIL	N.A.	N.A.
Outstanding convertible securities :	No. of outstanding securities	As a % of total no. of outstanding convertible securities	As a % of total no. of shares of the Company, assuming full conversion of the convertible securities
Held by Promoter / Promoters Group	NIL	N.A.	N.A.
Held by Public	NIL	N.A.	N.A.
Total	NIL	N.A.	N.A.
Warrants :	No. of warrants	As a % of total no. of warrants	As a % of total no. of shares of the Company, assuming full conversion of warrants
Held by Promoter / Promoters Group	NIL	N.A.	N.A.
Held by Public	NIL	N.A.	N.A.
Total	NIL	N.A.	N.A.
Total paid up capital of the Company Rs. 6,52,54,000 assuming full conversion of warrants (divided into 6525400 Equity and convertible securities Shares of Rs. 10/- each)			



Statement Showing Shareholding Pattern

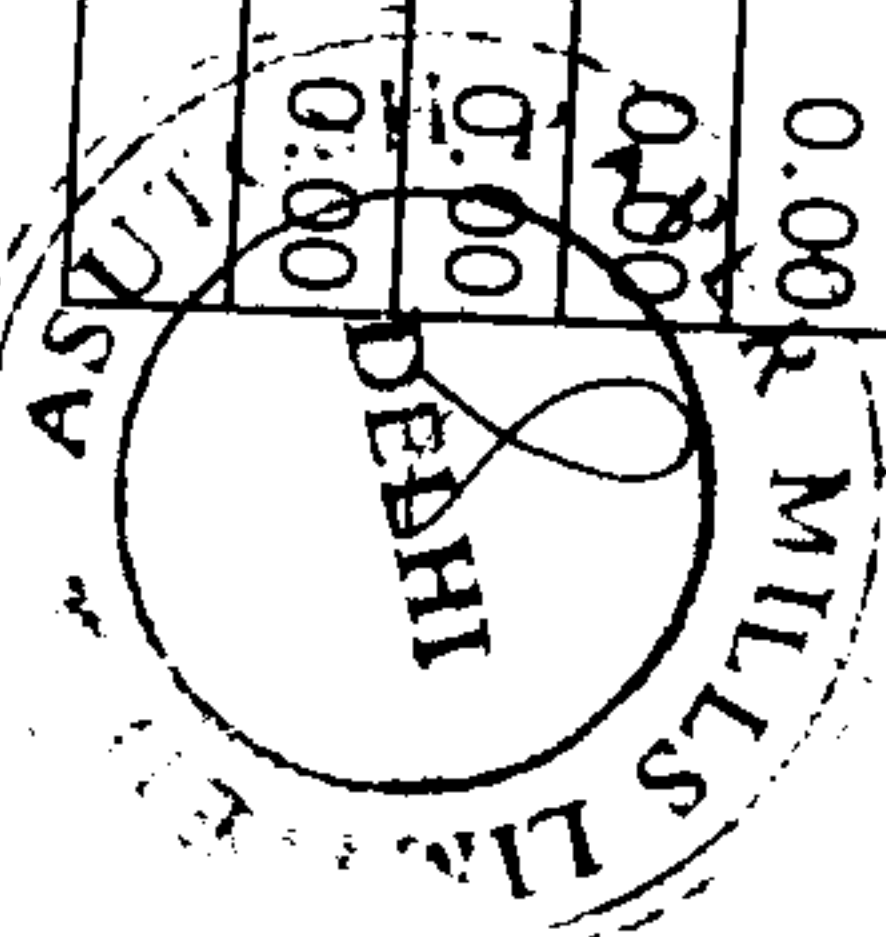
Name of the Company :

ASHUTOSH PAPER MILLS LIMITED

Scrip Code : 531568

Quarter Ended : 30th June , 2013

Category code	Category of Shareholder	Number of Shareholders	Total number of shares	Number of shares held in dematerialized form	Total shareholding as a		Number of shares	Shares Pledged or As a percentage
					As a percentage of(A+B) <sup>1</sup>	As a percentage of (A+B+C)		
(A)	Shareholding of Promoter and Promoter Group <sup>2</sup>							
1	Indian							
(a)	Individuals/ Hindu Undivided Family							
(b)	Central Government/ State Government(s)	3	780510	780510	11.96	11.96	0	0.00
(c)	Bodies Corporate	0	0	0	0.00	0.00	0	0.00
(d)	Financial Institutions/ Banks	0	0	0	0.00	0.00	0	0.00
(e)	Any Others(Specify)	0	0	0	0.00	0.00	0	0.00
(e-i)		0	0	0	0.00	0.00	0	0.00
(e-ii)								
	Sub Total(A)(1)	3	780510	780510	11.96	11.96	0	0.00
2	Foreign							
a	Individuals (Non-Residents Individuals/ Foreign Individuals)							
b	Bodies Corporate	0	0	0	0.00	0.00	0	0.00
c	Institutions	0	0	0	0.00	0.00	0	0.00
d	Any Others(Specify)	0	0	0	0.00	0.00	0	0.00
d-i								








(1)(b) Statement showing holding of securities (including shares, warrants, convertible securities) of persons belonging to the category "Promoter and Promoter Group"

Sr.	Name of the shareholder	Details of Shares held			Encumbered shares (*)			Details of warrants			Details of convertible securities		Total shares (including underlying shares assuming full conversion of warrants and convertible securities) as a % of diluted share capital
		Number of shares held	As a % of grand total (A)+(B)+(C)	No.	As a percentage (V)=(V)/(III)*100	As a % of grand total (A)+(B)+(C) of sub-clause (1)(a)	Number of warrants held	As a % total number of warrants of the same class	Number of convertible securities held	As a % total number of convertible securities of the same class			
No.	(II)	(III)	(IV)	(V)	(VI)=(V)/(III)*100	(VII)	(VIII)	(IX)	(X)	(XI)	(XII)		
1	PAYAL AGARWAL	8340	0.13	0	0	0	0	0	0	0	0		
2	SUNIL KUMAR AGARWAL	333170	5.10	0	0	0	0	0	0	0	0		
3	ATUL KUMAR AGARWAL	439000	6.73	0	0	0	0	0	0	0	0		
<b>TOTAL</b>		<b>780510</b>	<b>11.96</b>	<b>0</b>	<b>0</b>	<b>0</b>	<b>0</b>	<b>0</b>	<b>0</b>	<b>0</b>	<b>0</b>		

(\*) The term "encumbrance" has the same meaning as assigned to it in regulation 28(3) of the SAST Regulations, 2011




(c) Statement showing holding of securities (including shares, warrants, convertible securities) of persons belonging to the category "Public" and holding more than 1% of the total number of shares

Sr. No.	Name of the shareholder	Number of shares held	Shares as a percentage of total number of shares {i.e., Grand Total (A)+(B)+(C) indicated in Statement at para (I)(a) above}	Details of warrants		Details of convertible securities		Total shares (including underlying shares assuming full conversion of warrants and convertible securities) as a % of diluted share capital
				Number of warrants held	As a % of total number of warrants of the same class	Number of convertible securities held	% w.r.t total number of convertible securities of the same class	
1	VENUS INSEC PRIVATE LIMITED	929300	14.24	0	0	0	0	0
2	SURYA MEDITECH LIMITED	659325	10.10	0	0	0	0	0
3	N.D FINANCIAL SERVICES PRIVATE LIMITED	527362	8.08	0	0	0	0	0
4	SHRIDHAR FINANCIAL SERVICES PRIVATE LIMITED	423000	6.48					
5	PRAMOD KUMAR JAIN SECURITIES PVT LTD	283060	4.34	0	0	0	0	0
6	BHANSALI VALUE CREATINS PRIVATE LIMITED	173539	2.66					
7	MALAY CORPORATE SERVICES PRIVATE LIMITED	170776	2.62	0	0	0	0	0
8	SANGITA PARESH KUMAR VEDAWALA	133712	2.05	0	0	0	0	0
9	NDA SECURITIES LIMITED	100000	1.53	0	0	0	0	0
10	VIJAY GUPTA	87865	1.35	0	0	0	0	0
11	BONANZA PORTFOLIO LTD	81490	1.25	0	0	0	0	0
12	SUBHKARAN TILOKCHAND AGARWAL	80000	1.23					
13	SHRENI SHARES PVT LIMITED	76470	1.17	0	0	0	0	0
14	ARCADIA SHARE AND STOCK BROKERS PVT LTD	72000	1.10	0	0	0	0	0
15	MODI VINA BHARAT	70239	1.08	0	0	0	0	0
16	INDIANIVESH SECURITIES PRIVATE LIMITED	66642	1.02	0	0	0	0	0
	<b>TOTAL</b>	<b>3934780</b>	<b>60.30</b>	<b>0</b>	<b>0</b>	<b>0</b>	<b>0</b>	<b>0</b>

(D)(c)(ii) Statement showing holding of securities (including shares, warrants, convertible securities) of persons (together with PAC) belonging to the category "Public" and holding more than 5% of the total number of shares of the company

Sr. No.	Name(s) of the	Number	Shares as a	Details of Number of warrants	As a % total number of warrants of the same class	Details of Number of converti ble securitie s held	% w.r.t total number of converti ble securitie s of the same class	Total
1	VENUS INSEC PRIVATE LIMITED	929300	14.24	nil	nil	nil	nil	nil
2	SURYA MEDITECH LIMITED	659325	10.10	nil	nil	nil	nil	nil
3	N.D FINANCIAL SERVICES PRIVATE LIMITED	527362	8.08	nil	nil	nil	nil	nil
4	SHRIDHAR FINANCIAL SERVICES PRIVATE LIMITED	423000	6.48	nil	nil	nil	nil	nil
	<b>TOTAL</b>	<b>2538987</b>	<b>38.90</b>	<b>0</b>	<b>0</b>	<b>0</b>	<b>0</b>	<b>0</b>



(I)(d) Statement showing details of locked-in shares

Sr. No.	Name of the shareholder	Number of locked-in shares	Locked-in shares as a percentage of total number of shares {i.e., Grand Total (A)+(B)+(C) indicated in Statement at para (I)(a) above}
		0	0.00
<b>TOTAL</b>		<b>0</b>	<b>0.00</b>

(II)(a) Statement showing details of Depository Receipts (DRs)

Sr. No.	Type of outstanding DR (ADRs, GDRs, SDRs, etc.)	Number of outstanding DRs	Number of shares underlying outstanding DRs	Shares underlying outstanding DRs as a percentage of total number of shares {i.e., Grand Total (A)+(B)+(C) indicated in Statement at para (I)(a) above}
	NOT APPLICABLE	0	0	0.00
<b>TOTAL</b>		<b>0</b>	<b>0</b>	<b>0.00</b>





(ii)(b) Statement showing Holding of Depository Receipts (DRs), where underlying shares are in excess of 1% of the total number of shares.

Sr. No.	Name of the DR Holder	Type of outstanding DR (ADRs, GDRs, SDRs, etc.)	Number of shares underlying outstanding DRs	Shares underlying outstanding DRs as a percentage of total number of shares [i.e., Grand Total (A)+(B)+(C) indicated in Statement at para (i)(a) above]
1	NOT APPLICABLE	0	0	0.00
TOTAL		0	0	0.00

For Ashutosh Paper Mills Ltd.

